




1"O.D. Mini Tubing Cutter- Item 36000

1. Place tool over tubing. Tighten knob. Do not over tighten.
2. Rotate cutter forward with continuous even pressure.
3. Readjust knob after each turn. Do not force.
4. Repeat until tubing is cut completely through.
5. Debur tube with reamer.
6. For best results, replace cutter wheel when dull or worn.

 **WARNING:** This packaging can expose you to chemicals including Vinyl Chloride, which is known to the State of California to cause cancer. For more information, go to www.P65Warnings.ca.gov.

 **ADVERTENCIA:** Este embalaje puede exponerle a químicos, incluyendo cloruro de vinilo, que es conocido por el Estado de California como causante de cáncer. Para mayor información, visite www.P65Warnings.ca.gov.

 **AVERTISSEMENT:** Ce emballage peut vous exposer à des agents chimiques, y compris chlorure de vinyle, identifiés par l'Etat de California comme pouvant causer le cancer. Pour de plus amples informations, prière de consulter www.P65Warnings.ca.gov.



Superior Tool®

Naperville, IL 60563

superiortool.com

© 2023 Superior Tool Company